

# 0-100 Winter Dot Pages

These free dot pages are a fun and hands-on way to work on numbers 0-100 with your learners!

Visit [my blog post](#) for suggestions on different ways you can use them.

## Table of Contents:

- p. 2 More Printable Activities
- p. 3 0-100 Color Number Cards
- p. 14 Color Number Dot Pages
- p. 25 0-100 Blackline Number Cards
- p. 36 Blackline Number Dot Pages


**Terms of Use:** This printable pack was created for you to use at home with your child(ren) or with multiple children in *your* classroom or tutoring setting. Please **do not** share between classroom teachers, sell, host, reproduce, giveaway, or store on any other site (including a blog, Facebook, 4Shared, Dropbox, Amazon Inspire, etc.). Thank you!



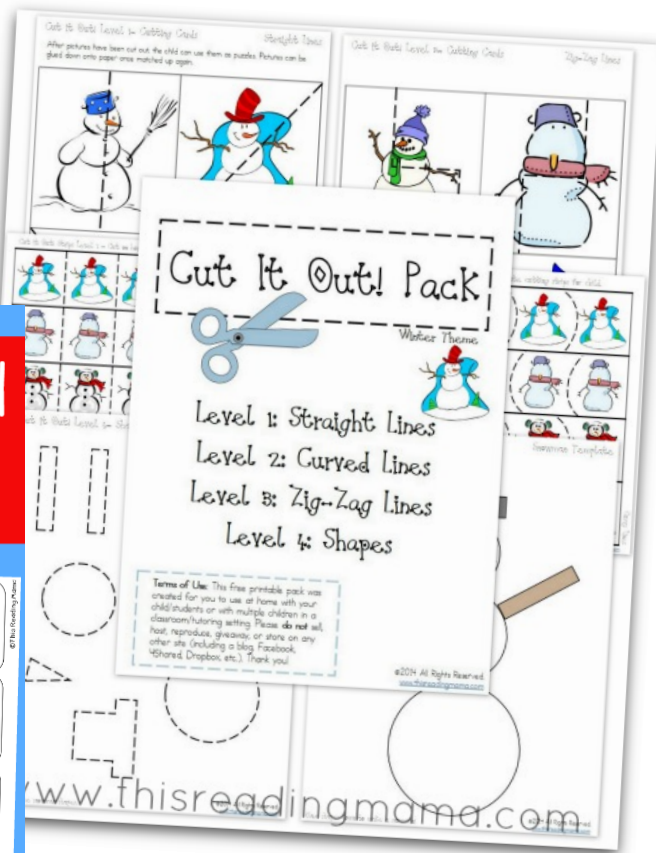
# You May Also Like...

Click on the images to find the resources!

**FREE!** Winter Mapping Mats



10 Winter Themed Cube Inserts




# 0-100

COLOR Winter Number Cards

**To Prep:** Print these cards and cut apart.

**To Play:** Shuffle the cards and place them facedown on the tabletop or place them in a winter sensory bin. Learners chose/find a number card and identify it. They then find the number on the winter board and cover or dot it.

**Note:** These number cards go with the Numbers 0-10 board.



**To Prep:** Print these cards and cut apart.

**To Play:** Shuffle the cards and place them facedown on the tabletop or place them in a winter sensory bin. Learners chose/find a number card and identify it. They then find the number on the winter board and cover or dot it.

**Note:** These number cards go with the Numbers 10-20 board.



**To Prep:** Print these cards and cut apart.

**To Play:** Shuffle the cards and place them facedown on the tabletop or place them in a winter sensory bin. Learners chose/find a number card and identify it. They then find the number on the winter board and cover or dot it.

**Note:** These number cards go with the Numbers 20-30 board.

20

[www.thisreadingmama.com](http://www.thisreadingmama.com)

21

[www.thisreadingmama.com](http://www.thisreadingmama.com)

22

[www.thisreadingmama.com](http://www.thisreadingmama.com)

23

[www.thisreadingmama.com](http://www.thisreadingmama.com)

24

[www.thisreadingmama.com](http://www.thisreadingmama.com)

25

[www.thisreadingmama.com](http://www.thisreadingmama.com)

26

[www.thisreadingmama.com](http://www.thisreadingmama.com)

27

[www.thisreadingmama.com](http://www.thisreadingmama.com)

28

[www.thisreadingmama.com](http://www.thisreadingmama.com)

29

[www.thisreadingmama.com](http://www.thisreadingmama.com)

30

[www.thisreadingmama.com](http://www.thisreadingmama.com)

**To Prep:** Print these cards and cut apart.

**To Play:** Shuffle the cards and place them facedown on the tabletop or place them in a winter sensory bin. Learners chose/find a number card and identify it. They then find the number on the winter board and cover or dot it.

**Note:** These number cards go with the Numbers 30-40 board.

30  
www.thisreadingmama.com

31  
www.thisreadingmama.com

32  
www.thisreadingmama.com

33  
www.thisreadingmama.com

34  
www.thisreadingmama.com

35  
www.thisreadingmama.com

36  
www.thisreadingmama.com

37  
www.thisreadingmama.com

38  
www.thisreadingmama.com

39  
www.thisreadingmama.com

40  
www.thisreadingmama.com

**To Prep:** Print these cards and cut apart.

**To Play:** Shuffle the cards and place them facedown on the tabletop or place them in a winter sensory bin. Learners chose/find a number card and identify it. They then find the number on the winter board and cover or dot it.

**Note:** These number cards go with the Numbers 40-50 board.



www.thisreadingmama.com



www.thisreadingmama.com



www.thisreadingmama.com



www.thisreadingmama.com



www.thisreadingmama.com



www.thisreadingmama.com



www.thisreadingmama.com



www.thisreadingmama.com



www.thisreadingmama.com



www.thisreadingmama.com



**To Prep:** Print these cards and cut apart.

**To Play:** Shuffle the cards and place them facedown on the tabletop or place them in a winter sensory bin. Learners chose/find a number card and identify it. They then find the number on the winter board and cover or dot it.

**Note:** These number cards go with the Numbers 50-60 board.

50  
www.thisreadingmama.com

51  
www.thisreadingmama.com

52  
www.thisreadingmama.com

53  
www.thisreadingmama.com

54  
www.thisreadingmama.com

55  
www.thisreadingmama.com

56  
www.thisreadingmama.com

57  
www.thisreadingmama.com

58  
www.thisreadingmama.com

59  
www.thisreadingmama.com

60  
www.thisreadingmama.com

**To Prep:** Print these cards and cut apart.

**To Play:** Shuffle the cards and place them facedown on the tabletop or place them in a winter sensory bin. Learners chose/find a number card and identify it. They then find the number on the winter board and cover or dot it.

**Note:** These number cards go with the Numbers 60-70 board.

60

[www.thisreadingmama.com](http://www.thisreadingmama.com)

61

[www.thisreadingmama.com](http://www.thisreadingmama.com)

62

[www.thisreadingmama.com](http://www.thisreadingmama.com)

63

[www.thisreadingmama.com](http://www.thisreadingmama.com)

64

[www.thisreadingmama.com](http://www.thisreadingmama.com)

65

[www.thisreadingmama.com](http://www.thisreadingmama.com)

66

[www.thisreadingmama.com](http://www.thisreadingmama.com)

67

[www.thisreadingmama.com](http://www.thisreadingmama.com)

68

[www.thisreadingmama.com](http://www.thisreadingmama.com)

69

[www.thisreadingmama.com](http://www.thisreadingmama.com)

70

[www.thisreadingmama.com](http://www.thisreadingmama.com)

**To Prep:** Print these cards and cut apart.

**To Play:** Shuffle the cards and place them facedown on the tabletop or place them in a winter sensory bin. Learners chose/find a number card and identify it. They then find the number on the winter board and cover or dot it.

**Note:** These number cards go with the Numbers 70-80 board.

**70**  
www.thisreadingmama.com

**71**  
www.thisreadingmama.com

**72**  
www.thisreadingmama.com

**73**  
www.thisreadingmama.com

**74**  
www.thisreadingmama.com

**75**  
www.thisreadingmama.com

**76**  
www.thisreadingmama.com

**77**  
www.thisreadingmama.com

**78**  
www.thisreadingmama.com

**79**  
www.thisreadingmama.com

**80**  
www.thisreadingmama.com

**To Prep:** Print these cards and cut apart.

**To Play:** Shuffle the cards and place them facedown on the tabletop or place them in a winter sensory bin. Learners chose/find a number card and identify it. They then find the number on the winter board and cover or dot it.

**Note:** These number cards go with the Numbers 80-90 board.



**To Prep:** Print these cards and cut apart.

**To Play:** Shuffle the cards and place them facedown on the tabletop or place them in a winter sensory bin. Learners chose/find a number card and identify it. They then find the number on the winter board and cover or dot it.

**Note:** These number cards go with the Numbers 90-100 board.

90  
www.thisreadingmama.com

91  
www.thisreadingmama.com

92  
www.thisreadingmama.com

93  
www.thisreadingmama.com

94  
www.thisreadingmama.com

95  
www.thisreadingmama.com

96  
www.thisreadingmama.com

97  
www.thisreadingmama.com

98  
www.thisreadingmama.com


99  
www.thisreadingmama.com

100  
www.thisreadingmama.com

# 0-100

COLOR Dot Pages







21

28

25

26

30

23

22

24

29

27

20



31

36

33



39




30

40


35


38











84

3

87

86

90

80

82



89

83

88



81

85






# 0-100

BLACKLINE Winter Number Cards

**To Prep:** Print these cards and cut apart.

**To Play:** Shuffle the cards and place them facedown on the tabletop or place them in a winter sensory bin. Learners chose/find a number card and identify it. They then find the number on the winter board and cover or dot it.

**Note:** These number cards go with the Numbers 0-10 board.



**To Prep:** Print these cards and cut apart.

**To Play:** Shuffle the cards and place them facedown on the tabletop or place them in a winter sensory bin. Learners chose/find a number card and identify it. They then find the number on the winter board and cover or dot it.

**Note:** These number cards go with the Numbers 10-20 board.



**To Prep:** Print these cards and cut apart.

**To Play:** Shuffle the cards and place them facedown on the tabletop or place them in a winter sensory bin. Learners chose/find a number card and identify it. They then find the number on the winter board and cover or dot it.

**Note:** These number cards go with the Numbers 20-30 board.

20  
www.thisreadingmama.com

21  
www.thisreadingmama.com

22  
www.thisreadingmama.com

23  
www.thisreadingmama.com

24  
www.thisreadingmama.com

25  
www.thisreadingmama.com

26  
www.thisreadingmama.com

27  
www.thisreadingmama.com

28  
www.thisreadingmama.com

29  
www.thisreadingmama.com

30  
www.thisreadingmama.com

**To Prep:** Print these cards and cut apart.

**To Play:** Shuffle the cards and place them facedown on the tabletop or place them in a winter sensory bin. Learners chose/find a number card and identify it. They then find the number on the winter board and cover or dot it.

**Note:** These number cards go with the Numbers 30-40 board.

30  
www.thisreadingmama.com

31  
www.thisreadingmama.com

32  
www.thisreadingmama.com

33  
www.thisreadingmama.com

34  
www.thisreadingmama.com

35  
www.thisreadingmama.com

36  
www.thisreadingmama.com

37  
www.thisreadingmama.com

38  
www.thisreadingmama.com

39  
www.thisreadingmama.com

40  
www.thisreadingmama.com

**To Prep:** Print these cards and cut apart.

**To Play:** Shuffle the cards and place them facedown on the tabletop or place them in a winter sensory bin. Learners chose/find a number card and identify it. They then find the number on the winter board and cover or dot it.

**Note:** These number cards go with the Numbers 40-50 board.



**To Prep:** Print these cards and cut apart.

**To Play:** Shuffle the cards and place them facedown on the tabletop or place them in a winter sensory bin. Learners chose/find a number card and identify it. They then find the number on the winter board and cover or dot it.

**Note:** These number cards go with the Numbers 50-60 board.

50

[www.thisreadingmama.com](http://www.thisreadingmama.com)

51

[www.thisreadingmama.com](http://www.thisreadingmama.com)

52

[www.thisreadingmama.com](http://www.thisreadingmama.com)

53

[www.thisreadingmama.com](http://www.thisreadingmama.com)

54

[www.thisreadingmama.com](http://www.thisreadingmama.com)

55

[www.thisreadingmama.com](http://www.thisreadingmama.com)

56

[www.thisreadingmama.com](http://www.thisreadingmama.com)

57

[www.thisreadingmama.com](http://www.thisreadingmama.com)

58

[www.thisreadingmama.com](http://www.thisreadingmama.com)

59

[www.thisreadingmama.com](http://www.thisreadingmama.com)

60

[www.thisreadingmama.com](http://www.thisreadingmama.com)

**To Prep:** Print these cards and cut apart.

**To Play:** Shuffle the cards and place them facedown on the tabletop or place them in a winter sensory bin. Learners chose/find a number card and identify it. They then find the number on the winter board and cover or dot it.

**Note:** These number cards go with the Numbers 60-70 board.

60  
www.thisreadingmama.com

61  
www.thisreadingmama.com

62  
www.thisreadingmama.com

63  
www.thisreadingmama.com

64  
www.thisreadingmama.com

65  
www.thisreadingmama.com

66  
www.thisreadingmama.com

67  
www.thisreadingmama.com

68  
www.thisreadingmama.com

69  
www.thisreadingmama.com

70  
www.thisreadingmama.com



**To Prep:** Print these cards and cut apart.

**To Play:** Shuffle the cards and place them facedown on the tabletop or place them in a winter sensory bin. Learners chose/find a number card and identify it. They then find the number on the winter board and cover or dot it.

**Note:** These number cards go with the Numbers 70-80 board.

**70**  
www.thisreadingmama.com

**71**  
www.thisreadingmama.com

**72**  
www.thisreadingmama.com

**73**  
www.thisreadingmama.com

**74**  
www.thisreadingmama.com

**75**  
www.thisreadingmama.com

**76**  
www.thisreadingmama.com

**77**  
www.thisreadingmama.com

**78**  
www.thisreadingmama.com

**79**  
www.thisreadingmama.com

**80**  
www.thisreadingmama.com

**To Prep:** Print these cards and cut apart.

**To Play:** Shuffle the cards and place them facedown on the tabletop or place them in a winter sensory bin. Learners chose/find a number card and identify it. They then find the number on the winter board and cover or dot it.

**Note:** These number cards go with the Numbers 80-90 board.



**To Prep:** Print these cards and cut apart.

**To Play:** Shuffle the cards and place them facedown on the tabletop or place them in a winter sensory bin. Learners chose/find a number card and identify it. They then find the number on the winter board and cover or dot it.

**Note:** These number cards go with the Numbers 90-100 board.

90  
www.thisreadingmama.com

91  
www.thisreadingmama.com

92  
www.thisreadingmama.com

93  
www.thisreadingmama.com

94  
www.thisreadingmama.com

95  
www.thisreadingmama.com

96  
www.thisreadingmama.com

97  
www.thisreadingmama.com


98  
www.thisreadingmama.com


99  
www.thisreadingmama.com

100  
www.thisreadingmama.com

# 0-100

BLACKLINE Dot Pages





21

28

25

26



31

36


33



37

39

32



34


30

40

35

38





43

48

40

42

46

45


44

41

50

49

47



59

53

52

55

50

54


56


51


58

57

60







84

87

86

90

80

82




83


88



81

85





# Let's Connect!



Clip art & fonts by...

