


# Spring Mapping Mats

FREE! **Spring  
Mapping Mats**



[www.thisreadingmama.com](http://www.thisreadingmama.com)

These winter mapping mats are a simple and FUN way to spice up your word work time. Use with all your learners, with a small group, or just one-on-one to build vital reading and spelling skills.

Want even more seasonal mapping mats PLUS seasonal word lists for 2-, 3-, 4- and 5- phoneme words? Check out all our [Seasonal Mapping Mats!](#)

Read how to use them [on my blog.](#)

**Terms of Use:** This printable pack was created for you to use at home with your child(ren) or with multiple children in your classroom or tutoring setting. Please *do not* share between classroom teachers, sell, host, reproduce, giveaway, or store on any other site (including a blog, Facebook, 4Shared, Dropbox, Amazon Inspire, etc.). Thank you!

[www.thisreadingmama.com](http://www.thisreadingmama.com)

# Snag a copy of ALL our Seasonal Mapping Mats!



## Our Pack Includes:

- Why the mapping mats are effective
- How to use the mats
- 10 mapping mats for each season
- Seasonal word lists (organized by phonemes)
- Word list answer keys
- 10 bonus/anytime mapping mats
- Up to 4-phoneme mapping mats
- Up to 5-phoneme mapping mats

## Direct Shop Link:


<https://shop.thisreadingmama.com/product/seasonal-mapping-mats/>

[www.thisreadingmama.com](http://www.thisreadingmama.com)

# Shamrock Mapping Mat

Directions:

1- Place one counter in the shamrock for each sound you hear. 2- Count the sounds in the word. 3- Drag the counters to the boxes. 4- Write the sounds to spell the word.




[www.thisreadingmama.com](http://www.thisreadingmama.com)

--	--	--	--

# Umbrella Mapping Mat

Directions:

1- Place one counter in the umbrella for each sound you hear. 2- Count the sounds in the word. 3- Drag the counters to the boxes. 4- Write the sounds to spell the word.




[www.thisreadingmama.com](http://www.thisreadingmama.com)

--	--	--	--

# Butterfly Mapping Mat

Directions:

1- Place one counter in the butterfly for each sound you hear. 2- Count the sounds in the word. 3- Drag the counters to the boxes. 4- Write the sounds to spell the word.



[www.thisreadingmama.com](http://www.thisreadingmama.com)

--	--	--	--

# Let's Connect!



Graphics & Fonts by:

