

Roll it & Read it Fluency Games

letters & letter sounds

Roll it & Read it Fluency Games

letters & letter sounds

4 FREE games!

this reading mama

Enjoy these FREE game boards for both lower- and uppercase letters. {For 1-4 players.} Follow the directions at the top of each board.

Note: Learners can identify letter names and/or name letter sounds as they play.

If you're looking for more letter fluency games, check out the complete resource [in my shop](#).

Find the post about these games [on my blog](#).

Terms of Use: This pack was created for you to use at home with your child(ren) or with multiple children in *your* classroom or tutoring setting. Please **do not** share between classroom teachers, sell, host, reproduce, giveaway, or store on any other site (including a blog, Facebook, 4Shared, Dropbox, Amazon Inspire, etc.). Thank you!

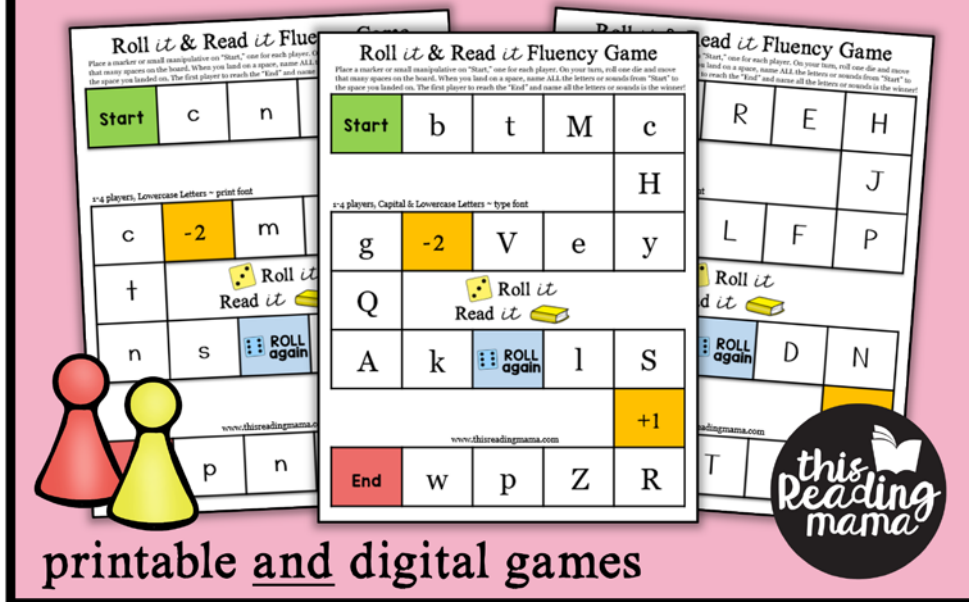
Want More?

These free games are from my
Roll & Read Letter Fluency Games.

<https://shop.thisreadingmama.com/product/letter-fluency-games/>

Roll *it* & Read *it* Fluency Games

letters & letter sounds



In this resource, you'll find printable {color/blackline} **AND** digital letter games for more uppercase letters, lowercase letters...in both a print and type font.

Roll *it* & Read *it* Fluency Game

Place a marker or small manipulative on "Start," one for each player. On your turn, roll one die and move that many spaces on the board. When you land on a space, name ALL the letters or sounds from "Start" to the space you landed on. The first player to reach the "End" and name all the letters or sounds is the winner!

Start	m	c	s	x
-------	---	---	---	---

f

1-4 players, Lowercase Letters ~ print font

a	-2	i	e	d
---	----	---	---	---

v	 Roll <i>it</i> Read <i>it</i> 			
---	---	--	--	--

n	b	 ROLL again	q	l
---	---	--	---	---

+1

www.thisreadingmama.com

End	o	g	w	j
-----	---	---	---	---

Roll *it* & Read *it* Fluency Game

Place a marker or small manipulative on "Start," one for each player. On your turn, roll one die and move that many spaces on the board. When you land on a space, name ALL the letters or sounds from "Start" to the space you landed on. The first player to reach the "End" and name all the letters or sounds is the winner!


Start	h	m	s	n
-------	---	---	---	---

r

1-4 players, Lowercase Letters ~ print font

a	-2	y	f	i
---	----	---	---	---

k	 Roll <i>it</i> Read <i>it</i> 			
---	---	--	--	--

t	z	 ROLL again	c	x
---	---	---	---	---




+1

www.thisreadingmama.com

End	e	w	b	v
-----	---	---	---	---

Roll *it* & Read *it* Fluency Game

Place a marker or small manipulative on "Start," one for each player. On your turn, roll one die and move that many spaces on the board. When you land on a space, name ALL the letters or sounds from "Start" to the space you landed on. The first player to reach the "End" and name all the letters or sounds is the winner!

Start	D	A	S	T
				C
V	-2	P	E	X
I	 Roll <i>it</i> Read <i>it</i> 			
F	K	 ROLL again	Q	J
				+1
www.thisreadingmama.com				
End	M	G	Z	B

Roll *it* & Read *it* Fluency Game

Place a marker or small manipulative on "Start," one for each player. On your turn, roll one die and move that many spaces on the board. When you land on a space, name ALL the letters or sounds from "Start" to the space you landed on. The first player to reach the "End" and name all the letters or sounds is the winner!


Start	Y	R	E	H
-------	---	---	---	---

J

1-4 players, Capital Letters ~ print font

U	-2	L	F	P
---	----	---	---	---

W	 Roll <i>it</i> Read <i>it</i> 			
---	---	--	--	--

A	M	 ROLL again	D	N
---	---	---	---	---

+1

www.thisreadingmama.com

End	S	T	L	B
-----	---	---	---	---

Let's Connect



Clip art & Fonts

