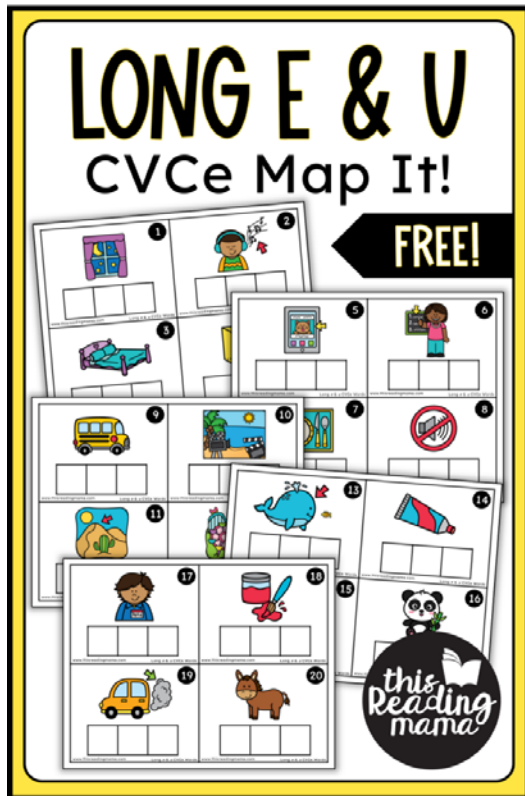


LONG E & U CVCe Let's Map It!



Help your learners map the sound-spellings in long *e* and *u*, CVCe words with these FREE task cards. 20 color cards are included with a recording sheet. FOUR short CVC words have been added to the deck to keep learners on their toes. 😊 These cards are great for small groups or independent work!

Picture Key: *eve, tune, bed, cube, meme, rule, set, mute, bus, scene, dune, theme, huge, tube, these, cute, Pete, red, fume, mule*

Looking for more sound mapping task cards? Check out the bundled resources in my shop!

<https://shop.thisreadingmama.com/product/cvce-mapping-task-cards-bundle/>
<https://shop.thisreadingmama.com/product/cvc-mapping-task-cards/>

Share these with others by sharing the blog post link below:

<https://thisreadingmama.com/long-e-and-u-cvce-mapping-task-cards/>

Find even more free CVCe resources here:

<https://thisreadingmama.com/cvce-printables/>

Terms of Use: This resource was created for single use only. You may use at home with your own child(ren) or with multiple children in *your* classroom or tutoring setting.

You may not share this PDF between classrooms, sell, host, reproduce, giveaway, or store on any other site (including a blog, Facebook, 4Shared, Dropbox, Amazon Inspire, etc.). **Instead, please share the blog post link listed above.** Thank you for your integrity.

WWW.THISREADINGMAMA.COM

READY FOR MORE?

These free, color task cards are a sample from my shop:

<https://shop.thisreadingmama.com/product/long-e-u-cvce-mapping-cards/>



In the full resource, you'll find **self-checking** printable {in color/blackline} and digital {Google Slides & Seesaw} task cards for long *e/u*, CVCe words.

WWW.THISREADINGMAMA.COM

PRINTABLE TASK CARDS

Laminate and cut out the cards beforehand if you want learners to do Step 3 as seen below.

1. Name the Picture: "eve"

2. S-t-r-e-tch and Slide

3. Move and Spell
(Laminate cards so learners can use dry erase markers.)

4. Record the Spelling

1

--	--	--

2

--	--	--

3

--	--	--

4

--	--	--

5

--	--	--

6

--	--	--

7

--	--	--

8

--	--	--

9

--	--	--

10

--	--	--

11

--	--	--

12

--	--	--

13

--	--	--

14

--	--	--

15

--	--	--

16

--	--	--

17

--	--	--

18

--	--	--


19

--	--	--

20

--	--	--

1



--	--	--

www.thisreadingmama.com

Long e & u CVCe Words

2



--	--	--

www.thisreadingmama.com

Long e & u CVCe Words

3

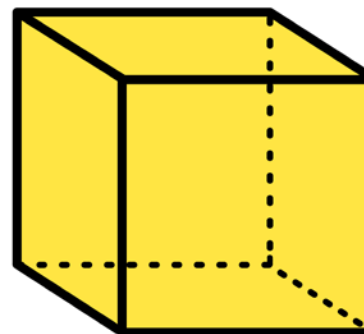


--	--	--

www.thisreadingmama.com

Long e & u CVCe Words

4



--	--	--

www.thisreadingmama.com

Long e & u CVCe Words




5

--	--	--

www.thisreadingmama.com

Long e & u CVCe Words




6

--	--	--

www.thisreadingmama.com

Long e & u CVCe Words



7

--	--	--

www.thisreadingmama.com

Long e & u CVCe Words




8

--	--	--

www.thisreadingmama.com

Long e & u CVCe Words

9



--	--	--

www.thisreadingmama.com

Long e & u CVCe Words

10



--	--	--

www.thisreadingmama.com

Long e & u CVCe Words

11



--	--	--

www.thisreadingmama.com

Long e & u CVCe Words


12



--	--	--

www.thisreadingmama.com

Long e & u CVCe Words

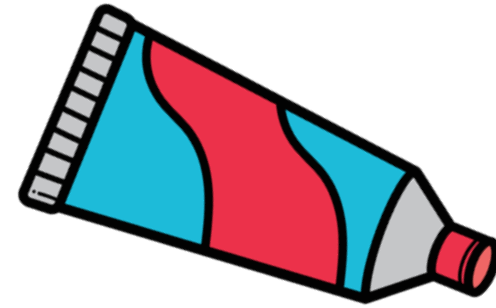


13

--	--	--

www.thisreadingmama.com

Long e & u CVCe Words



14

--	--	--

www.thisreadingmama.com

Long e & u CVCe Words



15

--	--	--

www.thisreadingmama.com

Long e & u CVCe Words



16

--	--	--

www.thisreadingmama.com

Long e & u CVCe Words



17

--	--	--

www.thisreadingmama.com

Long e & u CVCe Words



18

--	--	--

www.thisreadingmama.com

Long e & u CVCe Words




19

--	--	--

www.thisreadingmama.com

Long e & u CVCe Words



20

--	--	--

www.thisreadingmama.com

Long e & u CVCe Words

LET'S CONNECT!



CLIP ART & FONTS BY:

