

LONG I CVCe Let's Map It!



Help your learners map the sound-spellings in long *i*, CVCe words with these FREE task cards. 20 color cards are included with a recording sheet. FOUR short *i* CVC words have been added to the deck to keep learners on their toes. 😊 These cards are great for small groups or independent work!

Picture Key: *nine, hive, bite, ride, dice, line, wig, mime, bike, rice, lime, win, wide, five, rip, kite, vine, kit, file, dive*

Looking for more sound mapping task cards? Check out the bundled resources in my shop!

<https://shop.thisreadingmama.com/product/cvce-mapping-task-cards-bundle/>
<https://shop.thisreadingmama.com/product/cvc-mapping-task-cards/>

Share these with others by sharing the blog post link below:

<https://thisreadingmama.com/long-i-cvce-mapping-task-cards/>

Find even more free CVCe resources here:

<https://thisreadingmama.com/cvce-printables/>

Terms of Use: This resource was created for single use only. You may use at home with your own child(ren) or with multiple children in *your* classroom or tutoring setting.

You may not share this PDF between classrooms, sell, host, reproduce, giveaway, or store on any other site (including a blog, Facebook, 4Shared, Dropbox, Amazon Inspire, etc.). **Instead, please share the blog post link listed above.** Thank you for your integrity.

WWW.THISREADINGMAMA.COM

READY FOR MORE?

These free, color task cards are a sample from my shop:

<https://shop.thisreadingmama.com/product/long-i-cvce-mapping-cards/>



In the full resource, you'll find **self-checking** printable {in color/blackline} and digital {Google Slides & Seesaw} task cards for long *i*, CVCe words.

WWW.THISREADINGMAMA.COM

PRINTABLE TASK CARDS

Laminate and cut out the cards beforehand if you want learners to do Step 3 as seen below.

1. Name the Picture: "nine"

2. S-t-r-e-tch and Slide

3. Move and Spell
(Laminate cards so learners can use dry erase markers.)

4. Record the Spelling

1

--	--	--

2

--	--	--

3

--	--	--

4

--	--	--

5

--	--	--

6

--	--	--

7

--	--	--

8

--	--	--

9

--	--	--

10

--	--	--

11

--	--	--

12

--	--	--

13

--	--	--

14

--	--	--

15

--	--	--

16

--	--	--

17

--	--	--

18

--	--	--


19

--	--	--

20

--	--	--

1




--	--	--

www.thisreadingmama.com

Long i CVCe Words

2



--	--	--

www.thisreadingmama.com

Long i CVCe Words

3



--	--	--

www.thisreadingmama.com

Long i CVCe Words

4




--	--	--

www.thisreadingmama.com

Long i CVCe Words

5




--	--	--

www.thisreadingmama.com

Long i CVCe Words

6




--	--	--

www.thisreadingmama.com

Long i CVCe Words

7



--	--	--

www.thisreadingmama.com

Long i CVCe Words

8



--	--	--

www.thisreadingmama.com

Long i CVCe Words

9



--	--	--

www.thisreadingmama.com

Long i CVCe Words

10




--	--	--

www.thisreadingmama.com

Long i CVCe Words

11



--	--	--

www.thisreadingmama.com

Long i CVCe Words

12



--	--	--

www.thisreadingmama.com

Long i CVCe Words



13

--	--	--

www.thisreadingmama.com

Long i CVCe Words




14

--	--	--

www.thisreadingmama.com

Long i CVCe Words




15

--	--	--

www.thisreadingmama.com

Long i CVCe Words



16

--	--	--

www.thisreadingmama.com

Long i CVCe Words




17

--	--	--

www.thisreadingmama.com

Long i CVCe Words

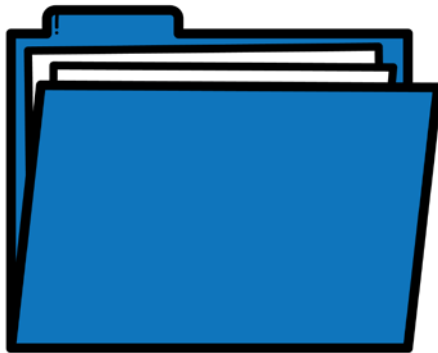


18

--	--	--

www.thisreadingmama.com

Long i CVCe Words



19

--	--	--

www.thisreadingmama.com

Long i CVCe Words



20

--	--	--

www.thisreadingmama.com

Long i CVCe Words

LET'S CONNECT!



CLIP ART & FONTS BY:

