

LONG O CVCe Let's Map It!



Help your learners map the sound-spellings in long o, CVCe words with these FREE task cards. 20 color cards are included with a recording sheet. FOUR short o CVC words have been added to the deck to keep learners on their toes. 😊 These cards are great for small groups or independent work!

Picture Key: *note, robe, joke, rope, code, pop, nose, sole, home, poke, bone, log, pole, hose, hot, lobe, rod, hole, rose, cone*

Looking for more sound mapping task cards? Check out the bundled resources in my shop!

<https://shop.thisreadingmama.com/product/cvce-mapping-task-cards-bundle/>
<https://shop.thisreadingmama.com/product/cvc-mapping-task-cards/>

Share these with others by sharing the blog post link below:
<https://thisreadingmama.com/long-o-cvce-mapping-task-cards/>

Find even more free CVCe resources here:
<https://thisreadingmama.com/cvce-printables/>

Terms of Use: This resource was created for single use only. You may use at home with your own child(ren) or with multiple children in *your* classroom or tutoring setting.

You may not share this PDF between classrooms, sell, host, reproduce, giveaway, or store on any other site (including a blog, Facebook, 4Shared, Dropbox, Amazon Inspire, etc.). **Instead, please share the blog post link listed above.** Thank you for your integrity.

READY FOR MORE?

These free, color task cards are a sample from my shop:

<https://shop.thisreadingmama.com/product/long-o-cvce-mapping-cards/>



digital
printable
self-checking

In the full resource, you'll find **self-checking** printable {in color/blackline} and digital {Google Slides & Seesaw} task cards for long o, CVCe words.

WWW.THISREADINGMAMA.COM

PRINTABLE TASK CARDS

Laminate and cut out the cards beforehand if you want learners to do Step 3 as seen below.

1. Name the Picture: "note"

2. S-t-r-e-tch and Slide

3. Move and Spell
{Laminate cards so learners can use dry erase markers.}

4. Record the Spelling

1

--	--	--

2

--	--	--

3

--	--	--

4

--	--	--

5

--	--	--

6

--	--	--

7

--	--	--

8

--	--	--

9

--	--	--

10

--	--	--

11

--	--	--

12

--	--	--

13

--	--	--

14

--	--	--

15

--	--	--

16

--	--	--

17

--	--	--

18

--	--	--

19

--	--	--

20

--	--	--



1

--	--	--

www.thisreadingmama.com

Long o CVCe Words



2

--	--	--

www.thisreadingmama.com

Long o CVCe Words



3

--	--	--

www.thisreadingmama.com

Long o CVCe Words



4

--	--	--

www.thisreadingmama.com

Long o CVCe Words

5




--	--	--

www.thisreadingmama.com

Long o CVCe Words

6




--	--	--

www.thisreadingmama.com

Long o CVCe Words

7



--	--	--

www.thisreadingmama.com

Long o CVCe Words

8



--	--	--

www.thisreadingmama.com

Long o CVCe Words



9

--	--	--

www.thisreadingmama.com

Long o CVCe Words



10

--	--	--

www.thisreadingmama.com

Long o CVCe Words




11

--	--	--

www.thisreadingmama.com

Long o CVCe Words




12

--	--	--

www.thisreadingmama.com

Long o CVCe Words

13



--	--	--

www.thisreadingmama.com

Long o CVCe Words

14



--	--	--

www.thisreadingmama.com

Long o CVCe Words

15



--	--	--

www.thisreadingmama.com

Long o CVCe Words


16



--	--	--

www.thisreadingmama.com

Long o CVCe Words




17

--	--	--

www.thisreadingmama.com

Long o CVCe Words




18

--	--	--

www.thisreadingmama.com

Long o CVCe Words




19

--	--	--

www.thisreadingmama.com

Long o CVCe Words



20

--	--	--

www.thisreadingmama.com

Long o CVCe Words

LET'S CONNECT!



CLIP ART & FONTS BY:

