

LONG E Vowel Team Map It!



Help your learners map the sound-spellings in long e, vowel team words (words with *ee* and *ea*) using these FREE task cards.

20 color cards are included with a recording sheet. FOUR long e CVCe words have been added to the deck to keep learners on their toes. These cards are great for small groups or independent work!

Picture Key: *bee, steam, leaf, queen, peach, Steve, sheep, tree, peel, scene, beach, dream, cheek, eat, these, teeth, seal, beak, theme, feet*

**Looking for more sound mapping task cards?
Check out the bundled resources in my shop!**

<https://shop.thisreadingmama.com/product/long-vowel-team-mapping-task-cards-bundle/>
<https://shop.thisreadingmama.com/product/cvce-mapping-task-cards-bundle/>
<https://shop.thisreadingmama.com/product/cvc-mapping-task-cards/>

Share these with others by sharing the blog post link below:

<https://thisreadingmama.com/long-e-vowel-team-mapping-cards/>

Find even more free vowel team resources here:

<https://thisreadingmama.com/vowel-team-printables/>

Terms of Use: This resource was created for single use only. You may use at home with your own child(ren) or with multiple children in *your* classroom or tutoring setting.

You may not share this PDF between classrooms, sell, host, reproduce, giveaway, or store on any other site (including a blog, Facebook, 4Shared, Dropbox, Amazon Inspire, etc.). **Instead, please share the blog post link listed above.** Thank you for your integrity.

WWW.THISREADINGMAMA.COM

READY FOR MORE?

These free, color task cards are a sample from my shop:

<https://shop.thisreadingmama.com/product/long-e-vowel-team-mapping-cards/>

LET'S MAP IT!
Long e Vowel Team Task Cards

digital
printable
self-checking

Let's Map It!
1. Say
2. S-t-r-e-tch and Slide
3. Type
5. Drag to Check

Let's Map It!
1. Say
2. S-t-r-e-tch and Slide
3. Type
4. Read
5. Drag to Check

this Reading mama

In the full resource, you'll find **self-checking** printable {in color/blackline} and digital {Google Slides & Seesaw} task cards for long e vowel team words.

WWW.THISREADINGMAMA.COM

PRINTABLE TASK CARDS

Laminate and cut out the cards beforehand if you want learners to do Step 3 as seen below.

1. Name the Picture: "bee"

2. S-t-r-e-tch and Slide

3. Move and Spell
(Laminate cards so learners can use dry erase markers.)

4. Record the Spelling

1

| | | | |
|--|--|--|--|
| | | | |
|--|--|--|--|

2

| | | | |
|--|--|--|--|
| | | | |
|--|--|--|--|

3

| | | | |
|--|--|--|--|
| | | | |
|--|--|--|--|

4

| | | | |
|--|--|--|--|
| | | | |
|--|--|--|--|

5

| | | | |
|--|--|--|--|
| | | | |
|--|--|--|--|

6

| | | | |
|--|--|--|--|
| | | | |
|--|--|--|--|

7

| | | | |
|--|--|--|--|
| | | | |
|--|--|--|--|

8

| | | | |
|--|--|--|--|
| | | | |
|--|--|--|--|

9

| | | | |
|--|--|--|--|
| | | | |
|--|--|--|--|

10

| | | | |
|--|--|--|--|
| | | | |
|--|--|--|--|

11

| | | | |
|--|--|--|--|
| | | | |
|--|--|--|--|

12

| | | | |
|--|--|--|--|
| | | | |
|--|--|--|--|

13

| | | | |
|--|--|--|--|
| | | | |
|--|--|--|--|

14

| | | | |
|--|--|--|--|
| | | | |
|--|--|--|--|

15

| | | | |
|--|--|--|--|
| | | | |
|--|--|--|--|

16

| | | | |
|--|--|--|--|
| | | | |
|--|--|--|--|

17

| | | | |
|--|--|--|--|
| | | | |
|--|--|--|--|

18

| | | | |
|--|--|--|--|
| | | | |
|--|--|--|--|

19

| | | | |
|--|--|--|--|
| | | | |
|--|--|--|--|

20

| | | | |
|--|--|--|--|
| | | | |
|--|--|--|--|




1

| | | | |
|--|--|--|--|
| | | | |
|--|--|--|--|

www.thisreadingmama.com

Long e Vowel Teams



2

| | | | |
|--|--|--|--|
| | | | |
|--|--|--|--|

www.thisreadingmama.com

Long e Vowel Teams



3

| | | | |
|--|--|--|--|
| | | | |
|--|--|--|--|

www.thisreadingmama.com

Long e Vowel Teams




4

| | | | |
|--|--|--|--|
| | | | |
|--|--|--|--|

www.thisreadingmama.com

Long e Vowel Teams



5

| | | | |
|--|--|--|--|
| | | | |
|--|--|--|--|

www.thisreadingmama.com

Long e Vowel Teams



6

| | | | |
|--|--|--|--|
| | | | |
|--|--|--|--|

www.thisreadingmama.com

Long e Vowel Teams



7

| | | | |
|--|--|--|--|
| | | | |
|--|--|--|--|

www.thisreadingmama.com

Long e Vowel Teams




8

| | | | |
|--|--|--|--|
| | | | |
|--|--|--|--|

www.thisreadingmama.com

Long e Vowel Teams



9

| | | | |
|--|--|--|--|
| | | | |
|--|--|--|--|

www.thisreadingmama.com

Long e Vowel Teams




10

| | | | |
|--|--|--|--|
| | | | |
|--|--|--|--|

www.thisreadingmama.com

Long e Vowel Teams



11

| | | | |
|--|--|--|--|
| | | | |
|--|--|--|--|

www.thisreadingmama.com

Long e Vowel Teams




12

| | | | |
|--|--|--|--|
| | | | |
|--|--|--|--|

www.thisreadingmama.com

Long e Vowel Teams

13



| | | | |
|--|--|--|--|
| | | | |
|--|--|--|--|

www.thisreadingmama.com

Long e Vowel Teams

14



| | | | |
|--|--|--|--|
| | | | |
|--|--|--|--|

www.thisreadingmama.com

Long e Vowel Teams

15




| | | | |
|--|--|--|--|
| | | | |
|--|--|--|--|

www.thisreadingmama.com

Long e Vowel Teams

16



| | | | |
|--|--|--|--|
| | | | |
|--|--|--|--|

www.thisreadingmama.com

Long e Vowel Teams




17

| | | | |
|--|--|--|--|
| | | | |
|--|--|--|--|

www.thisreadingmama.com

Long e Vowel Teams



18

| | | | |
|--|--|--|--|
| | | | |
|--|--|--|--|

www.thisreadingmama.com

Long e Vowel Teams



19

| | | | |
|--|--|--|--|
| | | | |
|--|--|--|--|

www.thisreadingmama.com

Long e Vowel Teams



20

| | | | |
|--|--|--|--|
| | | | |
|--|--|--|--|


www.thisreadingmama.com

Long e Vowel Teams

LET'S CONNECT!



CLIP ART & FONTS BY:



WWW.THISREADINGMAMA.COM