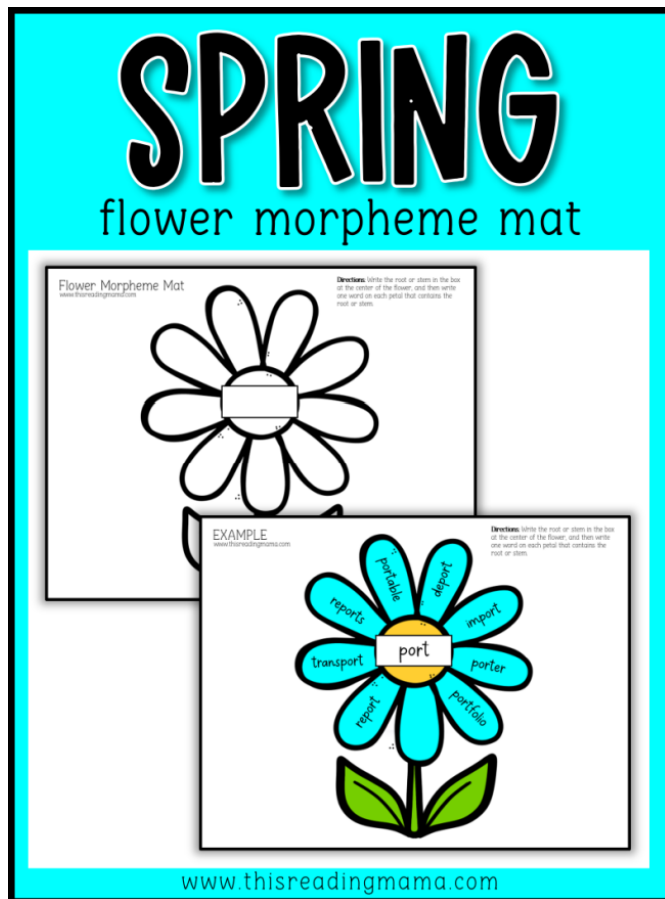


SPRING

flower morpheme mat



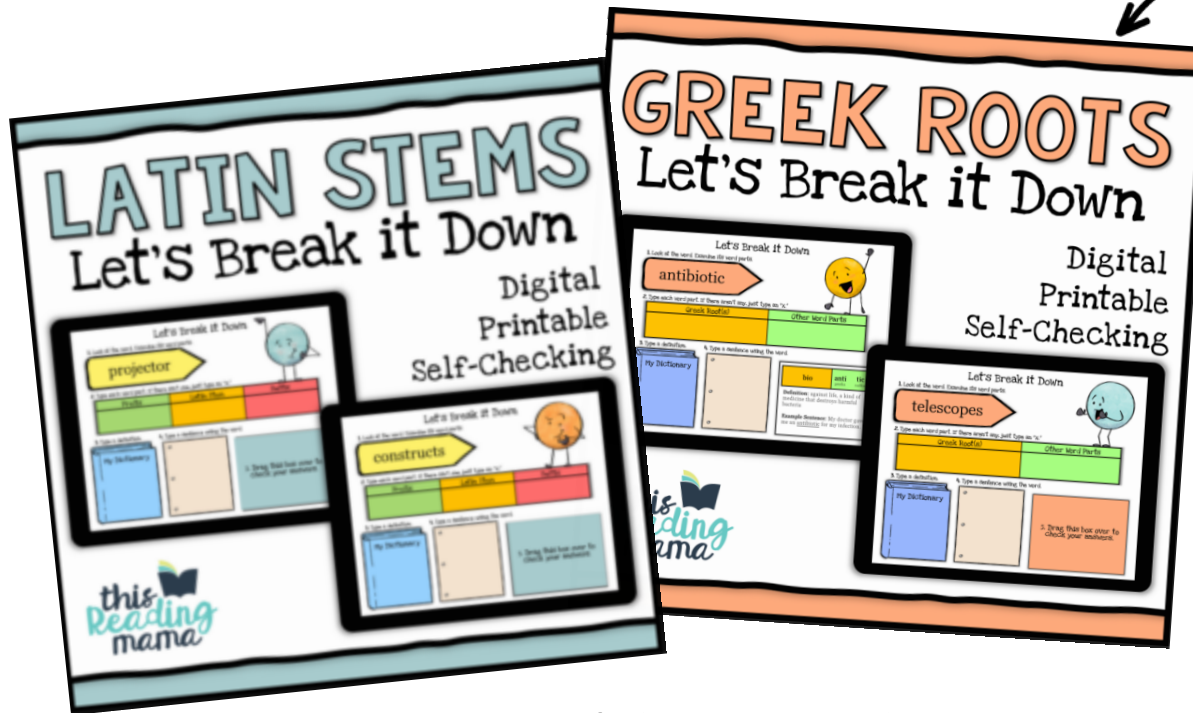
Enjoy this FREE Spring Flower Morpheme Mat for Latin stems or Greek roots! Comes in color and blackline.

Learners write the root or stem in the box at the center of the daisy, then write as many words as they can think of (or find in their reading/dictionary) that have the root or stem in the word.

Find the post [HERE](#).

Terms of Use: This pack was created for you to use at home with your child(ren) or with multiple children in *your* classroom or tutoring setting. Please *do not* share between classroom teachers, sell, host, reproduce, giveaway, or store on any other site (including a blog, Facebook, 4Shared, Dropbox, Amazon Inspire, etc.). Thank you!

FROM MY SHOP...




DIGITAL & PRINTABLE CARDS

- [Latin Stem Cards](#)
- [Greek Root Cards](#)

DIGITAL & PRINTABLE PAGES

[Morpheme Pages](#) for Prefixes, Suffixes, Stems, & Roots

100+ NO PREP pages
**Prefixes, Suffixes,
Greek Roots, and
Latin Stems**




formatted for print and digital

Flower Morpheme Mat

www.thisreadingmama.com


Directions: Write the root or stem in the box in the center of the flower, and then write one word on each petal that contains the root or stem.



Flower Morpheme Mat

www.thisreadingmama.com

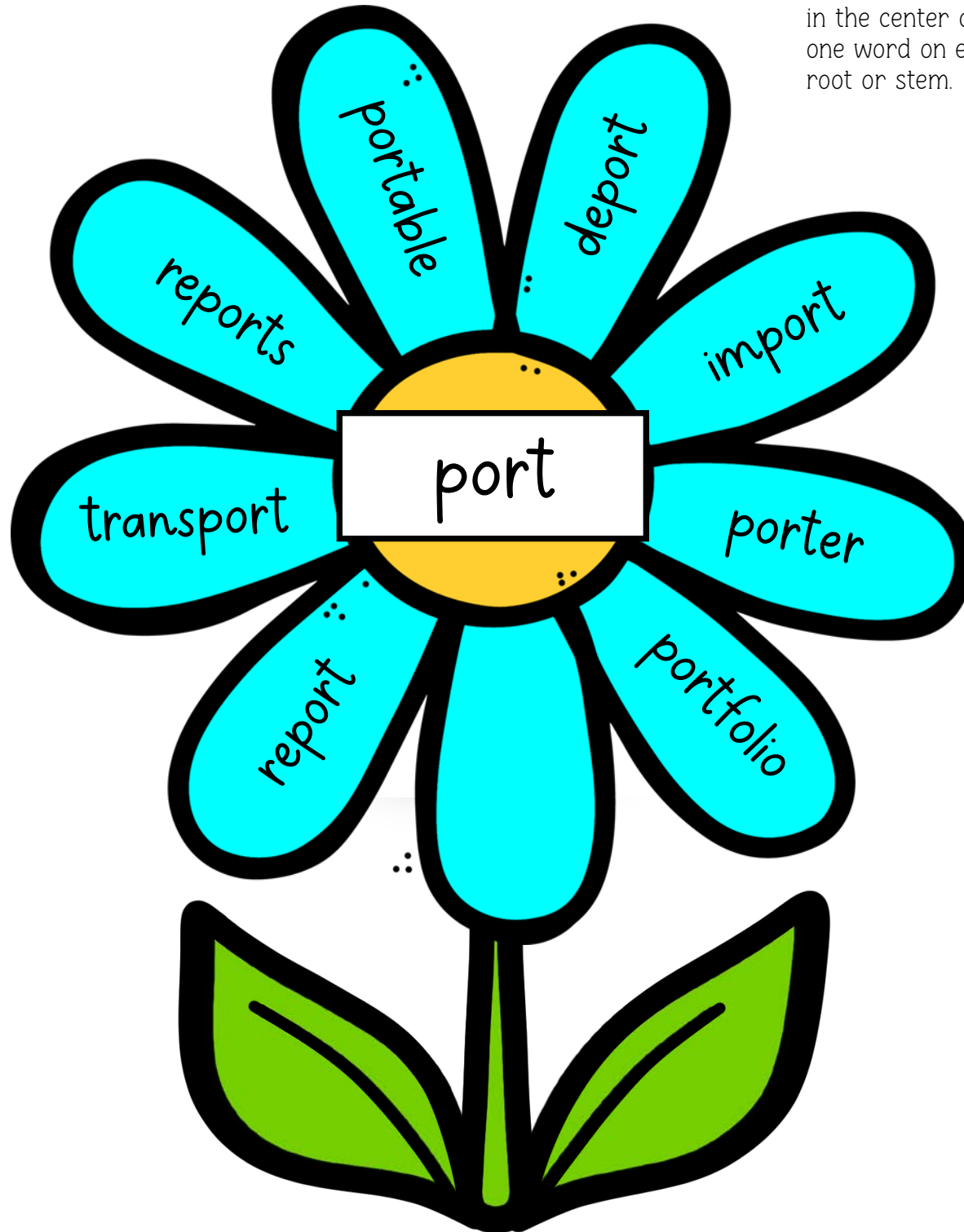
Directions: Write the root or stem in the box in the center of the flower, and then write one word on each petal that contains the root or stem.



EXAMPLE

www.thisreadingmama.com

Directions: Write the root or stem in the box in the center of the flower, and then write one word on each petal that contains the root or stem.



LET'S CONNECT!



CLIP ART & FONTS BY:

